

MECHANICAL DATA

Length (mm)	1636
Width (mm)	992
Depth (mm)	40
Weight (kg)	19.3
Cable Cross Section Size mm ²	4
No. of Cells and Connections	60 (6*10)
No. of Diodes	3

QUALIFICATION

Max. Systems Voltage	1000VDC/1500VDC
Temperature Cycling Range	-40°C~+85°C
Max Series Fuse	15 A
Max Wind Load/Max Snow Load	2400Pa/5400Pa
Damp Heat Test	85°C and 85% relative humidity for 1000h
Hot Spot Free	100% EL inspection before and after lamination

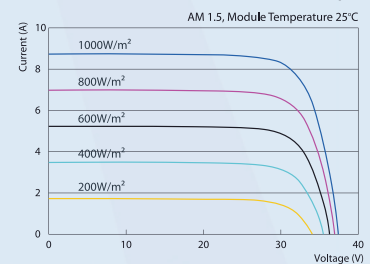
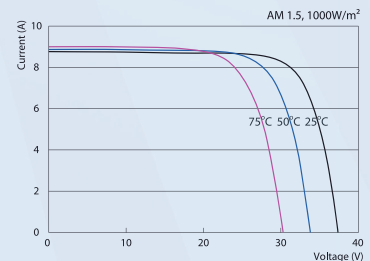
LINEAR WARRANTY

No more than 3% peak power degradation in **1 ST YEAR**
 No more than 0,72% peak power degradation in coming **24 YEARS**
 Free from defects of materials and workmanship for **15 YEARS**

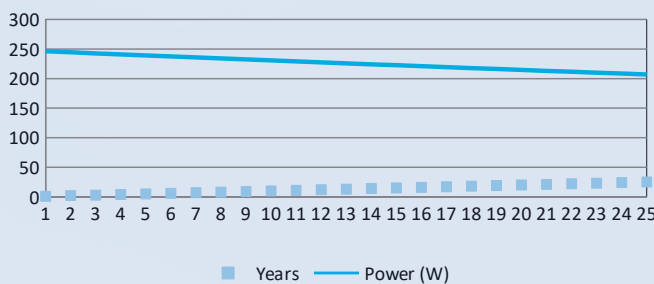
ELECTRICAL PARAMETERS

TYPE		SS-250W	SS-260W	SS-265W	SS-270W
	Rated Max Power at STC (W)	250	260	265	270
STC	Max Power Voltage/Vmp (V)	29,98	30,51	30,71	30,82
AM 1.5,	Max Power Current/Imp (A)	8,34	8,52	8,63	8,76
1000W/m ² ,	Open Circuit Voltage/Voc (V)	37,41	37,65	37,81	37,88
Module temperature	Short Circuit Current/Isc (A)	8,79	9,09	9,24	9,38
25°C	Module Efficiency (%)	15,40	16,02	16,33	16,63

250W CURVES



Degradation in coming 25 Years



Temperature Coefficient of Pm	-0.44%/°C
Temperature Coefficient of Voc	-0.32%/°C
Temperature Coefficient of Isc	+0.055%/°C
Nominal Operating Cell Temperature	45°C ± 3°C
Output Tolerance	0~5W

MODULE SIZE

1636*992*40

CONTAINER

	20'GP	40'GP	40'HC
Pieces Per Pallet	25	25	25
Pallets Per Container	6	14	28
Pieces Per Container	150	350	700

Specifications in this catalog sheet are subject to technical changes and product innovations. SaloSolar reserves the right of final interpretation.

